

2019



**UDC PERFORMANCE
MANUAL**

UNITED DOBERMAN CLUB PERFORMANCE MANUAL



Revised 01/29/2018

Published by the United Doberman Club

Copyright 2019, United Doberman Club. All rights reserved.

No part of this publication may be reproduced, stored in a retrieval system, or transmitted in any form or by any means, electronic, mechanical, photocopying, recording or otherwise, without the prior written permission of the United Doberman Club.

This publication may be shared freely without modification by members of the United Doberman Club for the purposes of promoting the United Doberman Club and its events.

UNITED DOBERMAN CLUB PERFORMANCE MANUAL

Contents

MANUAL REVISION HISTORY	5
CHAPTER 1 – INTRODUCTION	6
WHAT IS THE UNITED DOBERMAN CLUB?	6
WHAT ARE THE GOALS OF THE UDC?	6
WHAT SERVICES DOES THE UDC PROVIDE?	6
WHAT ARE THE UDC MANUALS?.....	7
VOLUNTEER ORGANIZATION	7
CONTACT INFORMATION FOR THE UNITED DOBERMAN CLUB.....	7
CHAPTER 2 – WORKING DOG RULES.....	8
I. IGP RULES.....	8
II. ENDURANCE TEST (Ausdauerprüfung) - AD	8
III. H.O.T. DESIGNATION FOR COMPETITORS AND DOGS.....	14
CHAPTER 3 – OBEDIENCE.....	15
I. GENERAL RULES.....	15
II. OBEDIENCE CLASSES: EXERCISES AND SCORES	19
NOVICE	19
OPEN.....	25
UTILITY.....	31
BEGINNER NOVICE (OPTIONAL TITLING CLASS).....	36
NOVICE RING LAYOUT	41
OPEN RING LAYOUT	42
UTILITY RING LAYOUT.....	43
CHAPTER 4 - OTHER PERFORMANCE ACTIVITIES	44
I. AGILITY.....	44
II. SCENT WORK.....	44
III. LURE COURSING.....	44
IV. DOCK DIVING	44
V. OTHER ACTIVITIES.....	44
CHAPTER 5 – VERSATILITY COMPANION TITLES	45
I. PURPOSE OF THE VERSATILITY TITLES	45

UNITED DOBERMAN CLUB PERFORMANCE MANUAL

II. VC AND VCX TITLE RULES AND REQUIREMENTS	45
III. UNITED DOBERMAN CLUB VERSATILITY COMPANION CATEGORIES	46

UNITED DOBERMAN CLUB PERFORMANCE MANUAL

MANUAL REVISION HISTORY

ADOPTED DATE	PUBLICATION DATE	CHAPTER & SECTION	DESCRIPTION
7/18/2016	01/31/2019	CH. 2.I.C.	Prohibit entry by non-members into UDC National and Fall Classic IGP trial at the IGP3 level. No prohibition for IGP1 or IGP2 entries at National and Fall Classic IGP Championship trials. No prohibitions for any entry at Club or Regional Trials.
7/18/2016	01/31/2019	CH.2.III.	Add full specification for H.O.T. designation for H.O.T. awards.
01/21/2019	01/31/2019	CH.2.I, II, III.	Update all references to IPO to IGP.
01/21/2019	01/31/2019	CH.2.II.B.	Transfer FH3 rules from website HTML into Performance Manual (no rule changes).

UNITED DOBERMAN CLUB PERFORMANCE MANUAL

CHAPTER 1 – INTRODUCTION

WHAT IS THE UNITED DOBERMAN CLUB?

On August 26, 1990 a dedicated group of working Doberman enthusiasts from all over the United States and Canada met in Chicago to inaugurate the United Doberman Club.

The United Doberman Club is composed of Doberman fanciers dedicated to preserving and protecting the Doberman and its heritage as a working dog. It advances the interests of the breed by educating its members about working ability, conformation, temperament, health, breeding, training and maintenance of the Total Doberman, sound in mind and body.

WHAT ARE THE GOALS OF THE UDC?

The principal goal of the club is the preservation and protection of the Doberman breed as a “total” working dog, capable of fulfilling the many functions for which the breed is suited. The UDC’s constitution states the purposes of the club:

- to preserve and protect the Doberman Pinscher and its heritage as a working dog, doing everything possible to perfect its natural qualities.
- to maintain open dialogue with all clubs sharing similar objectives, national and international, while insuring the autonomy of the United Doberman Club.
- to advance the interests of the breed by educating members about working ability, conformation, temperament, health, breeding, training, and maintenance of the total Doberman, sound in mind and body.
- to maintain a supplemental registry for Doberman Pinschers, recording all earned degrees and titles.
- from recognized and acceptable organizations.
- to conduct events that promote the Doberman as a working breed, and to record and issue titles for such events.
- to encourage participation in a variety of activities for which the Doberman is suited.
- to publish an official publication promoting the objectives of the club.

WHAT SERVICES DOES THE UDC PROVIDE?

The United Doberman Club disseminates information about the Doberman by sponsoring educational programs, seminars, temperament testing programs, breed surveys, and genetic testing. The UDC maintains a supplementary registry that records information about a dog’s parentage, working and conformation titles earned, the results of breed surveys, the results of temperament tests, and the results of health testing. It issues pedigrees containing this information. The UDC also monitors legislation affecting dogs and dog ownership and, where appropriate, takes public positions on that legislation. Information about UDC (the club and its various committees), trial and test results, information about upcoming events, and educational and advertising materials are provided to the membership via the “UDC Focus” (its official publication), the UDC Official Member Email List, direct emails to members via Zooza and other email services, and the UDC website.

UNITED DOBERMAN CLUB PERFORMANCE MANUAL

CHAPTER 1 - INTRODUCTION

WHAT ARE THE UDC MANUALS?

The Administration, Breed, and Performance Manuals are not simply a set of rules but contain additional information about the breed that will be useful to novice and expert alike. These manuals are a dynamic document, a blueprint for the future direction of the club. The UDC MANUALS have everything that is important to the membership, the board, the exhibitor, the breeder, and the Doberman owner.

The Administration Manual covers the overall workings of UDC as a club. It contains the constitution and by-laws, procedures, membership (individual and member club), judge's program, registration, event hosting, championship qualifications, world contacts, and internet communications.

The Breed Manual contains the UDC/AKC standard, Conformation show regulations, the Breed Survey programs, and Temperament Testing.

The Performance Manual includes the rules and regulations for the various working events. It contains rules for working dog events that are specific to the UDC. It also contains UDC Obedience rules, an overview of French Ring, and requirements for Therapy and Versatility.

This club is very dynamic, and changes for the better will always surface. After the events of September 11, there has been a greater awareness and a growing interest in Search and Rescue. Anti-dog legislation and court cases have underlined the importance of the Temperament Testing Program. Advances in genetics promise to revolutionize dog breeding. The UDC is committed to education by providing information in these areas to its members, Doberman fanciers and the general public.

VOLUNTEER ORGANIZATION

All offices and support positions in the UDC are filled by volunteers who give generously of their time, knowledge and resources to support the mission and objectives of the organization. The Board of Directors encourages new members to reach out to their Regional Director to find out how they can help the Club best achieve its objectives.

CONTACT INFORMATION FOR THE UNITED DOBERMAN CLUB

Please refer to the UDC website for the current contact information form UDC Officers and Directors and individuals in key positions.

UNITED DOBERMAN CLUB PERFORMANCE MANUAL

CHAPTER 2 – WORKING DOG (IGP) RULES

I. IGP RULES AND VARIANCES.

- A. All UDC trials are governed by the latest IGP rules issued by the FCI at the FCI website www.fci.be (<http://www.fci.be/medias/UTI-REG-IGP-en-10245.pdf>).
- B. SPr (defense/protection) is not offered as a stand-alone entry at UDC trials. The dog must be entered in either FPr (tracking) or UPr (obedience) as well as SPr.
- C. Only UDC members are permitted to enter the UDC National IGP Trial at the IGP3 level to compete for the title of UDC National IGP3 Champion. UDC membership is not required to enter at any other level in the UDC National IGP Trial. UDC membership is not required to enter at any level at the UDC Fall Classic IGP Trial or any regional or club IGP trial.

II. ADDITIONAL EVENTS THAT CAN BE OFFERED AT UDC IGP TRIALS.

- A. ENDURANCE TEST (Ausdauerprüfung) - AD) – This title can be offered as long as the judge is from an organization that recognizes the AD (SV, DV, etc.).

1. GENERAL INFORMATION

The endurance test (AD) award is not a training degree but exists for show and breed requirements. The AD provides documentation that the dog is physically able to endure a certain amount of physical stress without showing significant fatigue. Given the physical structure of the dog, this condition can best be shown through running. Running challenges the heart and lungs as well as the rest of the body. Other characteristics such as spirit and hardness must be present. Successful demonstration of the test will provide proof that the desired characteristics are present in a healthy body. Both sets of characteristics are prerequisites for a useful breeding program. The AD test is to be hosted by a local club. The approval to host the event must be obtained by the local club at least four weeks prior to the test. The secretary of the event must be identified at that time and a judge must have been commissioned. Score sheets must be on hand. By accepting responsibility to host an AD, the local club agrees that during the warm summer months, the event will only be held during the early morning or evening hours. The outside temperature must not exceed 72 degrees Fahrenheit. The entry form must contain:

- The exact name of the dog, sex, date of birth
- Registration numbers
- Scorebook numbers
- Any earned training degrees
- Name and address of both owner and breeder

Participation in the AD test is voluntary and all risks are assumed by the handler of the dog.

UNITED DOBERMAN CLUB PERFORMANCE MANUAL

CHAPTER 2 – WORKING DOG (IGP) RULES

2. REQUIREMENTS FOR ENTRY

The dog must be at least sixteen (16) months old before it is tested, and the maximum permissible age is six (6) years. A maximum of twenty (20) dogs may be permitted to enter with one judge. Should the entry exceed twenty (20) dogs, a second judge must be commissioned. All dogs must be registered. The dog must be healthy and in good condition; sick dogs, weak dogs, bitches in heat, bitches in whelp and nursing bitches are not allowed to participate. At the start of the test, the handler will report to the judge in a sporting manner with the dog at the heel position. The scorebook, pedigree and registration papers should be presented at that time. The judge and trial secretary will verify that each dog is in good condition. Dogs that present a tired or listless expression are to be disqualified. The handler will conduct him/herself in a sporting manner. Unsportsmanlike behavior can result in disqualification from the examination. All decisions made by the judge are final.

3. SCORING

No points or awards will be given for the examination, only the rating of "Passed" or "Not Passed." Only dogs that pass will receive the AD certification.

4. TERRAIN

The test should preferably be run on streets or roads of varied terrain such as asphalt or dirt. The handler will accompany the dog only on a bicycle.

5. THE TEST

Handlers must arrive in time to allow the dogs an opportunity to relieve themselves prior to the start of the test. It is strictly forbidden to consume alcohol during the test.

6. THE RUNNING EXERCISE

The dogs will be run a total of twenty (20) kilometers (approximately 12.4 miles) at an average speed of twelve (12) to fifteen (15) kilometers per hour (seven (7) to nine (9) miles per hour).

The dog must be kept on leash on the right--hand side of the handler and move in a normal trot next to the bicycle. Depending on safety and at the judge's discretion, the dog may be allowed to trot on the left--hand side. A "springer" may also be used. The leash must be sufficiently long to give the dog the ability to adjust to any changes in speed. Overly fast running is to be avoided. Slight pulling or forging is not faulty, but continually falling behind is faulty.

There will be a fifteen (15) minute rest period after the dogs have completed eight (8) km (4.9 miles). During the rest period, the judge will examine the dogs for fatigue. Tired dogs will be removed from the test. There will be a twenty (20) minute rest period at the end of fifteen (15) km (9.3 miles). The judge will again check the dogs. Dogs that are tired or dogs with sore feet will be removed from the test. Dogs will be allowed to move about freely during the rest periods but should be on leash. The last five (5) km (3.1 miles) will be run and then there will be a fifteen (15) minute rest

UNITED DOBERMAN CLUB PERFORMANCE MANUAL

CHAPTER 2 – WORKING DOG (IGP) RULES

period. The judge will again determine if the dog demonstrates tiredness or sore feet due to the running.

The judge and the trial secretary should accompany the dogs on a bicycle or in a car. The judge will make notes about the condition of the dogs and all deficiencies will be noted. It is necessary that a car follow the handlers and dogs so that tired or sore dogs can be transported. Dogs that lack the proper spirit and hardiness, those that show fatigue and dogs that cannot keep up the required speed or need extra time cannot pass the examination.

B. FH3 (A UDC ONLY EVENT). TRIAL RULES FOR FH3 (FAEHRTEHUND 3) - ADOPTED 1 /15/ 2003.

1. GENERAL

The rules for the FH3 are the same as for the FH 2 with the following exceptions:

- a) For a dog to be eligible to enter the FH3 tracking trial and earn the title, the dog must have earned a FH 2 title and have a BH.
- b) The track shall be a minimum of 3000 paces
- c) The track shall be aged 1 1/2 hours.
- d) 12 corners (4 must be acute corners)
- e) 3 cross tracks
- f) 10 articles, each article 2 points. (10 x 2 = 20 points)

It is pointed out that Tracking Dog Level 3 (FH3) represents a type of test which is essentially to be undertaken by sport (civilian) dogs. Special claims (pretenses) which might arise out of the realm of service dog achievements are not to be made.

It is mandatory that the tracklaying for this test be performed by responsible persons who have undergone a special training (schooling) in the field equal that required for the FH 2.

As a rule, if the trial judge for this type of test is unable to accompany the tracklayer, tracking-diagrams must be drawn by the tracklayer. The judge must also make sure that the cross-tracks are laid according to the rules 1/2 hour before the start-time.

2. ENTRY REQUIREMENTS

It is prerequisite to the taking of this test, that the dog be at least 20 months old and have earned an FH 2 title.

Also eligible to enter the FH3 test are dogs which, prior to their earning the FH 2 title, did not have a SchH I title but instead had passed a BH test.

In this case, an FH3 title earned will not constitute a “training title” that meets the requirements of any breeding, showing or Körung (breed-survey) regulations of a breed-club.

3. PERFORMANCE IN THE TRACKING WORK

Maximum score: 100 points (Voice command: “Such?”/”Seek or Track”)

UNITED DOBERMAN CLUB PERFORMANCE MANUAL

CHAPTER 2 – WORKING DOG (IGP) RULES

Working of the track = 80 pts

10 articles (10 x 2), = 20 pts

The dog must demonstrate his track-sureness on a stranger's track that is at least 1 1/2 hours old and at least 3000 paces long, with twelve angles ("corners") that conform to the terrain. At least four of the angles must be acute and one must be an arc (segment of a circle). The track will be crossed at least three times by a fresher stranger-laid track, at varying points separate from each other.

Along the track, at irregular distances, will be placed ten articles that have been well-scented by the tracklayer. The article measurements (maximum) will be: 10 cm. (4") long by 3 cm (1.2") wide by 1 cm. (0.4") thick. So-called "search-packets" are not permitted. The articles are to be found by the dog and either indicated or picked up.

Before the start of the track, the handler must report to the judge whether the dog picks up or indicates articles. Doing both together (picking up and indicating), or doing both on the same track, is faulty.

The handler may, at his/her option, track the dog free or on a tracking line. The tracking line may hang loose, so long as the handler does not let it out of his/her hand.

4. LAYING OF THE TRACK

The tracklayer, who is a stranger to the dog, must prepare a terrain-sketch for the judge. The course of the track is to be planned in advance with the judge or with the appointed tracking chairperson, utilizing natural landmarks such as lone-standing trees, power poles, sheds/cottages/outbuildings, etc.

Before laying the track, the tracklayer will show the required tracking articles to the judge/tracking chairperson. The tracklayer must have carried the articles on his person for at least 30 minutes, in order to scent them well. The articles may not exceed the above-stated dimensions, and they must not differ markedly in their color from the surrounding terrain.

The start of the track is located within a surface area of 20 x 20 meters, in which only the tracklayer has entered. Entry into this area by any third party is to be prevented. The tracklayer will place in the ground, 20 paces apart, two marking-stakes, between which is the "starting-line". From either the starting-line or from one of the two stakes, the tracklayer goes out and lays down an "identification article". This article marks the true start of the track. The "identification article" is of a similar size and composition as the other articles on the track, but it is not counted in the scoring.

Once the tracklayer has laid down the "identification article", he must remain standing on that spot for a brief period of time. The track will then be laid at a normal pace.

The articles are to be laid on the track at irregular distances. The first article must be placed at least 250 paces from the starting-point. The tenth (last) article is laid at the end of the track. Articles must not be laid at corners (angles) or in the immediate vicinity thereof. They must not be laid next to the track, but actually on the track. The tracklayer will indicate on his track-diagram, by placing "X" marks, all of the places where he has laid the articles. Careful attention is to be given to ensure that the track is laid over changing terrain. It must be laid so as to simulate a real situation, therefore any "pre-drawn map or pattern" is to be avoided.

UNITED DOBERMAN CLUB PERFORMANCE MANUAL

CHAPTER 2 – WORKING DOG (IGP) RULES

Thirty minutes before the start-time, a second tracklayer (also a stranger to the dog), by arrangement with and under direction from the primary tracklayer, will receive the instruction to lay a cross-track that will intersect the primary track at least three times..

5. WORKING OF THE TRACK

The “start-line” marked by the tracklayer will be made known to the handler by the judge. But the “start-line” itself does not necessarily establish the direction of the first leg of the track. From the location of the “identification article”, the track may proceed straight ahead, right, left or even at an angle. Notice should be taken of the fact that the first leg of the track may not cross the “start-line”.

For the searching-out of the “identification article”, the handler is free to handle the dog either off-lead or on the tracking line. The time allotted for the dog to locate the “identification article” (equals the start-point), determine the direction of the track, and begin working out the track is limited to three minutes. The handler is free to choose the point on the “start-line” at which he will start the dog searching for the “identification article”.

The handler may not cross over the “starting-line” until the 10-meter tracking line has run out (or the free-working dog has reached a distance of 10 meters away from the handler). The handler may encourage the dog, during the search for the “identification article”, by means of voice and/or hand signals.

If the dog comes onto the track beyond the “identification article” and takes up the tracking-work confidently, the handler must follow the dog. In this case, the tracking work must continue on in the same way the dog began (free or on the tracking line). If the dog finds the “identification article”, the handler goes immediately to him and starts him on the working out of the track. He may first, if necessary, attach a tracking line to the collar or harness.

The dog should be allowed to take up the scent thoroughly at the starting-point. He should be so trained that with no influence from the handler he will calmly and extensively take the scent at the starting-point. Under no circumstances may the handler, with his hand, arouse in the dog the urge to charge ahead forwards. No re-starting is permitted.

As soon as the dog begins to track, the handler must stand still and let the 10-meter tracking line glide through his hands. The tracking line, attached either to the collar or to a harness, may be placed over the dog’s back, along the dog’s side, or between the dog’s front and/or hind legs.

The track should be worked out calmly, so that the handler can follow at a normal pace. The handler follows at about a 10-meter distance, which must also be maintained if the dog is tracking free. When the dog comes upon an article, he must immediately pick it up or indicate it convincingly. When picking it up the dog may stand still, sit or come to the handler. If he comes to the handler, the handler may not advance toward him. Proceeding forward with the picked-up article is faulty. Indicating may be done sitting, lying down, standing, or alternating among those positions.

The handler must go to the dog immediately and take the article after raising it in the air to show the judge. The handler praises the dog and immediately lets him continue tracking. If the dog, while on the track, comes upon an article that was not placed by the tracklayer, he may neither pick it up nor indicate it. If the dog changes over from the primary track onto the

UNITED DOBERMAN CLUB PERFORMANCE MANUAL

CHAPTER 2 – WORKING DOG (IGP) RULES

cross-track and follows it for more than one line-length, the tracking-work must be terminated.

The judge is permitted to give the handler some positional help whenever the terrain imposes extreme difficulties which the dog cannot overcome (for example large waterholes or deep gullies/trenches, etc.). No points are deducted for this.

The handler is allowed, after consultation with the judge, to interrupt the tracking-work briefly if he believes that he or his dog needs a short pause, on grounds of physical (health) status or weather conditions (i.e. extreme heat). Here also there is no point deduction. The re-starting of the dog on the track will not be scored as a “re-start” under the meaning prescribed as faulty in the Trial Rulebook. The time taken for such permitted pauses, however, is counted in the total time available to the handler and dog for working out the track.

The handler is allowed, during a “pause” or at an article, to clean up the dog’s head, eyes and nose. For this purpose, he may carry with him during the tracking-work a wet cloth or sponge. These items are to be shown to the judge before the start of the tracking-work. Further aids are not permitted.

Any physical help (i.e. jerking on the line) or meaningful verbal help (additional commands to track) are to be refrained from by the handler. If any such help is given, it could lead to termination of the tracking-work.

6. SCORING

The maximum 100 points can only be given when a dog works out his track from beginning to end, at a walking pace throughout, and picks up or indicates all ten articles. All the angles (“corners”) must be worked out confidently. The dog may not let himself be influenced by the crosstracks. Among the ten articles, every one not found will cost 2 points. Picking up and indicating (in combination) is faulty. For a falsely picked up or indicated article, 1 points will be deducted.

For picking up or indicating any objects not placed there by the tracklayer, 1 points will be deducted. If the handler prevents the dog from leaving the track, the judge will instruct the handler to follow the dog. The tracking-work is terminated if the dog leaves the track by more than one line-length (or by more than 10 meters if free-tracking), or if the handler ignores the judge’s instruction to follow the dog.

7. AWARDING OF THE TITLE “TRACKING DOG LEVEL 3” (FH3)

The training title (degree) FH3 may only be awarded if the dog attains at least 70 points.

Ratings are as follows:

0 – 35 points Insufficient (“U”)

36 – 69 points Faulty (“M”)

70 – 79 points Satisfactory (“B”)

80 – 89 points Good (“G”)

90 – 95 points Very Good (“SG”)

96 – 100 points Excellent (“V”)

UNITED DOBERMAN CLUB PERFORMANCE MANUAL

CHAPTER 2 – WORKING DOG (IGP) RULES

III. H.O.T. DESIGNATION FOR COMPETITORS AND DOGS

To be considered a Handler Owner Trained (H.O.T.) dog, dogs must have been titled from BH to current degree with listed owner/handler of any age. Verification will be determined through evidence the owner/handler provides along with copies of the scorebook pages showing the titles and the date the event was held including the judges' name.

To qualify as Handler Owner Trained (H.O.T.), the following criteria must also be met:

1. The dog must be owned and registered in the name of the handler.
2. A significant amount of the training of the dog may not have been done by someone other than the owner without the owner being involved in the training; e.g., the dog may not have been sent to a trainer for the retrieve, heeling, protection, or tracking.
3. The dog may not have been trained to the level of being ready to pass a BH before purchase.
4. When entering a trial with a H.O.T. dog, the handler/owner may be required to sign a statement that the requirements listed above have been met.
5. Many people believe that to qualify for H.O.T., you only need to have put all the titles on the dog; this is only part of the criteria. Please remember that:
 - When a handler purchases a young dog, the dog cannot have a significant amount of training done by someone else before OR after purchase. If there are videos of the dog heeling, doing positions, tracking and downing on articles, etc., prior to purchase, this is considered a "significant amount of training" and the dog should not qualify as H.O.T.
 - The handler must be present during ALL training of the dog; the handler may not send the dog to someone else for any training.
 - Dogs that someone other than the handler/owner tracks, works in obedience, or works in protection, when the handler/owner is not present and not involved in the training, do not qualify for the H.O.T. designation.

UNITED DOBERMAN CLUB PERFORMANCE MANUAL

CHAPTER 3 – OBEDIENCE

I. GENERAL RULES

A. UDC Obedience Classes and Titles

The United Doberman Club sanctions two types of obedience titling classes.

Regular Classes	Titles
Novice	D-CD
Open	D-CDX
Utility	D-UD

Optional Class	Title
Beginning Novice	D-BN

Member Clubs may offer one or more obedience classes at trials.

- Clubs offering the optional class (Beginning Novice) must also offer at least one regular class (at least Novice).
- Clubs offering regular classes must offer all pre-requisite classes. A club offering Open MUST also offer Novice. A club offering Utility MUST also offer Open and Novice.

In summary, clubs holding obedience trials may offer the following combinations of classes.

- Novice Only
- Novice and Beginning Novice Only
- Novice and Open Only
- Novice, Open and Beginning Novice Only
- Novice, Open and Utility Only
- Novice, Open, Utility and Beginning Novice.

B. Who May Compete

1. Age. Dogs must be at least 9 months old on the trial date to enter UDC trials.
2. Dogs with obedience titles from other organizations (AKC, UKC, CKC) will not be required to earn three legs for the comparable UDC Obedience class to compete for the next higher UDC title. Upon passing the required exercises for the comparable UDC title one time, the dog will be able to compete for the next higher level of UDC title. See sections under each obedience class for more explanation.
3. Dogs may be entered in the prerequisite class and the titling class at the same UDC Obedience Trial. All the rules applicable to the earning of the titles as described in the General Rules apply.

UNITED DOBERMAN CLUB PERFORMANCE MANUAL

CHAPTER 3 – UDC OBEDIENCE TRIALS

4. For Exhibition Only Entries (FEO) Dogs can be entered in a regular obedience show “For Exhibition Only” by designating this on the entry form and/or by notifying the ring steward and judge in advance of entering the ring of such intention. A dog may be entered in any class as FEO even if the dog is not eligible to enter the class by UDC rules. FEO entries are not eligible for qualifying scores or awards.
5. Bitches in season are permitted to compete under the following conditions:
 - a. She will be the last dog to show after all classes are completed, and before High in Trial is awarded.
 - b. She is not eligible for run offs
 - c. She must be kept out of the obedience area until called for her class
 - d. Ribbons for the class in which she is entered will be awarded after she has completed her routine.
 - e. If a class requires an honor dog or includes a group sit exercise, a demonstration dog (courtesy dog) must be available if there is only one bitch in season. The courtesy dog will serve as honor/working dog and as additional dog for the group sit stay. The courtesy dog may be entered in the same class but may only serve as courtesy dog after exhibiting in the class. The courtesy dog’s performance will not be scored.
 - f. If two or more trials are offered, a bitch in season will only be able to show in the last trial unless there is a separate ring available.
6. Veterans
Any dog that is at least eight years old on the date of the trial is considered a veteran. Owners will have the option of designating “veteran” on their entry. The highest scoring designated veteran in the trial will be recognized with a special ribbon/rosette and/or award.

C. Ring Conditions

If the judging takes place indoors, the ring should be rectangular and about 40 feet wide and 50 feet long. In no case shall the ring for Utility class be less than 35 feet by 50 feet, and in no case shall the ring for a Novice or Open class be less than 30 feet by 40 feet. The floor shall have surface or covering that provides firm footing and rubber or similar non-slip material totaling at least four feet in width but be laid for the takeoff and landing at all jumps unless the surface, in the judge’s opinion, does not require it. At an outdoor trial the rings shall be about 40 feet wide and 50 feet long. The ground shall be clean and level and the grass, if any, shall be cut short.

D. Scores and Awards

To earn a qualifying score a dog must earn a total of 170 points or more (out of 200), and at least 50% of the available points on each exercise. Qualifying scores may be earned regardless of the number of dogs entered or competing. Qualifying certificates will be given to all participants that earn a qualifying score.

In case of a tie between eligible dogs for an award, each dog shall be tested again, individually,

UNITED DOBERMAN CLUB PERFORMANCE MANUAL

CHAPTER 3 – UDC OBEDIENCE TRIALS

by having it perform the entire Novice Heel Free Exercise. The original scores will not be changed.

Placement awards will be awarded to eligible dog/handlers with the four highest qualifying scores in each class.

All UDC trials will offer a “high in trial” award to the dog with the highest score in the regular titling classes (Novice Open class and Utility).

All UDC trials will offer a “highest scoring veteran” award to be given to the dog with the highest score from among veteran dogs in the regular titling classes (Novice Open class and Utility). Placement and “highest scoring” awards may be ribbons, rosettes, certificates and/or trophies, at the host club’s discretion. At the UDC national trial, placement and “highest scoring” awards should be rosettes. Only the name of the award, UDC logo, and “United Doberman Club Obedience Trial” need to be on the front of the rosette. The date, location, host club name, and class may be indicated on the backside.

Member Clubs have the option of offering additional awards. Suggested awards include, but are not limited to: “highest scoring veteran in Novice/Open/Utility”, “highest scoring UDC champion”, “highest scoring IGP titled dog”, etc. Clubs may also choose to recognize special all entrants meeting designated requirements. For example, ribbons may be given to all veterans.

E. Standard of Judging

At the trial, the decisions of the judge shall be final in all matters affecting the scoring and the working of the dogs and their handlers. Standardized judging is of paramount importance. Judges are not permitted to inject their own variations into the exercises but must see that each handler and dog executes the various exercises as described in the regulations. Judges shall not penalize any dog or handler for failing to do anything that is not required in these rules.

The Judge will score each dog against a standard, which shall combine willingness, enjoyment and precision on the part of the dog, and naturalness, gentleness and smoothness on the part of the handler. Lack of willingness or enjoyment on the part of the dog must be penalized. A qualifying score must never be awarded to a dog whose performance has not met the minimum requirements as specified in these rules, nor to a dog that shows fear or resentment, or that relieves itself while in the ring for judging, nor to a dog whose handler disciplines it or abuses it in the ring, or carries toys or food in the ring.

F. Judging Procedure

Before starting each exercise, the Judge shall ask “Are you ready?” At the end of each exercise the Judge will say “Exercise finished.” If a dog has failed a particular exercise, it shall not ordinarily be re-judged nor given a second chance; but if in the Judge’s opinion the dog’s performance was prejudiced by peculiar and unusual conditions, the judge may at his own discretion re-judge the dog on the entire exercise. Dogs shall be judged in catalog order to the extent that it is practical to do so without holding up the judging.

UNITED DOBERMAN CLUB PERFORMANCE MANUAL

CHAPTER 3 – UDC OBEDIENCE TRIALS

G. Equipment

All dogs will be kept on leash except when in the obedience ring. Dogs should must be brought into the ring and taken out of the ring on leash. Dogs in the obedience ring must wear properly fitted collar (buckle, snap, martingale, slip etc.) approved by the judge. No special training collars are allowed, and nothing must be hanging from the collar.

H. Signals and Commands

Whenever a command or signal is mentioned in these regulations, only a single command or signal may be given. Any extra commands or signals must be penalized. When the regulations specify “command and/ or signal” the handler may give either one or the other or both command and signal simultaneously. When a signal is permitted and given, it must be a single gesture with one arm and hand only, and the arm must immediately be returned to a natural position.

Unless otherwise indicated, the dog’s name may be used once immediately before any verbal command or before a verbal command and signal when these regulations permit command and/ or signal. The dog’s name, when given immediately before a command, shall not be considered as an additional command, but a dog that responds to its name without waiting for the verbal command shall be scored as having anticipated the command.

If a handler uses any additional commands or signals or uses the dog’s name with a permitted signal only, the dog shall be scored as if it had not performed that part of the exercise. Delay in following a judge’s order to give a command or signal must be penalized, unless the judge directs the delay. Lack of prompt response by the dog to a command or signal is subject to a penalty.

Heel Position

The dog should be at the handler’s left side straight in line with the direction the handler is facing. The area from the dog’s head to shoulder is to be in line with the handler’s left hip. The dog should be close to, but not crowding, its handler so that the handler has freedom of motion at all times.

Hand Position

During the heel on lead and heel free exercises, the handler has the option of either holding his left hand close against his body and centered in the front of his body in the area of his waist, or of moving it naturally at his side. In either position, the right hand will move naturally as the handler heels with his dog.

In either of the above situations, the hands and arms may be adjusted during the fast portion of an exercise in order to maintain balance.

There will be a substantial deduction if the hands and arms are not carried in one of the positions stated above.

In any exercise that requires a dog to sit in front, the handler’s arms and hands must hang naturally at the sides until the dog has sat in front. The handler must receive a substantial

UNITED DOBERMAN CLUB PERFORMANCE MANUAL

CHAPTER 3 – UDC OBEDIENCE TRIALS

deduction for not doing so, except in the Beginner Novice Class Recall Exercise. During this exercise, when the handler removes the leash, they may hold it in any manner using one or both hands or draped around the neck. Any movement of the handler's hands or arms from the time the dog sits in front and prior to the dog returning to the heel position will be considered an additional signal or command and will be penalized unless such movement is otherwise permitted by these regulations.

I. Misbehavior

Any display of fear or nervousness by the dog, or any uncontrolled behavior of the dog such as snapping, barking, or running away from its handler, whether it occurs during an exercise, between exercises, or before or after judging, must be penalized according to the seriousness of the misbehavior, and the judge may expel or excuse the dog from further competition in the class. The judge must disqualify any dog that attacks or attempts to attack any person in the ring. He shall excuse a dog that attacks another dog or appears dangerous to other dogs in the ring.

J. Disciplining

A dog whose handler disciplines it in the ring shall be excused from further competition and shall not receive a qualifying score. Repositioning the dog in the Novice ring will not be considered disciplining the dog provided it is done between exercises and by the collar only, not by any other part of the dog's body.

Any dog entered and received at the obedience trial must compete in all exercises of all classes in which it is entered unless disqualified, released, removed, or excused by the judge or the obedience trial committee, or by the official veterinarian to protect the health of the dog or other dogs at the trial.

II. OBEDIENCE CLASSES: EXERCISES AND SCORES

NOVICE

The Novice Class shall be for dogs at least 9 months old that have not earned the D-UD. Dogs possessing an AKC, CKC, and/or UKC UD may not enter the Novice Class except for the purpose of obtaining a qualifying score in order to enter the UDC Open class. A handler may exhibit more than one dog in the Novice Class but must provide a separate handler for each dog during the group exercise.

The Novice Class shall be divided into Novice A and Novice B. The Novice A class shall be for dogs that have not earned an AKC, CKC UDC, or UKC CD or an IGP/IPO/Schutzhund BH, I, II, or III title. The Novice B class shall be for dogs that have previously earned a CD, IGP/IPO/Schutzhund BH, I, II, or III title.

UDC will issue a Companion Dog Certificate and will permit the use of the letters D-CD after the name of each UDC registered dog that has been certified by two different judges at three different approved UDC Obedience Trials, regardless of the number of dogs competing.

UNITED DOBERMAN CLUB PERFORMANCE MANUAL

CHAPTER 3 – UDC OBEDIENCE TRIALS

NOVICE EXERCISES

Honor (Long Down)	35 points
Heel on Leash and Figure 8	35 points
Stand for Examination	30 points
Heel Free	35 points
Recall	35 points
Long Sit	30 points
Total Possible Score	200 points

A. Honor (Long Down) Performance

The principle feature of this exercise is to demonstrate the honoring dog's ability to remain in the down position while distracted by the presence of the working dog. Judge's orders are: "down your dog", "leave your dog", "return to your dog", and "exercise finished." The total time for the honoring exercise is two to three minutes.

There are two procedures commonly used to select an honoring dog.

- Exhibitors are paired so the first dog works before it honors, while the second dog honors before it works.
- The first dog works while the second dog honors, the second dog works while the third dog honors, and so forth until the last dog works while the first dog honors.

The judge may choose either of these procedures or any other, provided that every exhibitor's dog has an equal opportunity to complete the requirements of each exercise. If a class has only one dog entered, the honoring dog may be selected from a dog that is not entered in that class.

Prior to the start of this class, the judge will designate a location for the honor exercise. The honoring dog will be placed close enough to the path of the working dog to expose the honoring dog to distractions from the working dog, yet not so close to the path of the working dog that it interferes with the working dog and handler or the judge.

Before the working dog enters the ring, the honoring dog and handler enter with the dog on leash and move to the honor position designated by the judge. The honoring dog will sit in heel position, and the honoring dog's handler will remove the dog's leash. The handler will place his armband and his leash behind the honoring dog. The armband shall be positioned so that it can be seen by the judge. The honoring dog remains in the sit position until the judge instructs the handler to "down" the dog. This command is not given until the working dog is ready to start the heel free exercise.

On the judge's order the honoring dog is placed on a down with a hand and/or a voice command. The handler should not touch the dog or pull on the training collar to force the dog into the down position. On the judge's order the handler will leave and stand across the ring facing the dog. The handler will stand so as not to interfere with the working dog, its handler, or the judge. The dog will remain honoring while the working dog does heel on leash and figure 8 exercises. Upon

UNITED DOBERMAN CLUB PERFORMANCE MANUAL

CHAPTER 3 – UDC OBEDIENCE TRIALS

completion, the judge will instruct the handler to return to the honoring dog and, then say “exercise finished.” The honoring dog will then be scored and will leave the ring.

B. Honor Exercise Scoring

Scoring begins when the judge directs the handler to place the dog on a down. The honoring dog, when placed as directed, should remain on the long down near the path of the working dog, facing its handler who is standing inside the ring in a location designated by the judge. The dog should lie quietly and not sit, cry, whine, or bark. While it may show an interest in the working dog, its handler or the judge, it should remain in the down position.

If the dog sits, crawls, or moves more than one meter, or stands a non-qualifying score is given. Constant barking or whining is cause for a non-qualifying score. In severe cases the judge may ask the handler to “return to his dog” and/or may excuse the team from the ring. Rough treatment or pulling on the dog’s collar requires a non-qualifying score. A judge may dismiss any handler for abuse or extreme cases of rough handling.

A substantial deduction shall be given for sitting, crawling, or moving less than a meter or for repeated barking or whining. A dog that sits up or whines as the handler returns is given a substantial deduction. Forcing the dog into a down position is a substantial deduction. A repeated command is a substantial deduction.

A slow response to the down command is a minor to substantial deduction. A minor deduction shall be given for a dog that barks or whines once or twice or if the dog sits, whines, or moves after the handler is in heel position. If the dog remains in place but rises after the handler returns to the heel position and before the judge’s command “exercise finished,” it is a minor deduction.

A steward may assist the judge as needed in watching the honoring dog.

C. Heel on Leash and Figure 8 Performance

The principal feature of this exercise is the ability of the dog and handler to work as a team. Orders for this exercise are: Forward, Halt, Right Turn, Left Turn, About Turn, Slow, Normal, and Fast. Fast means the handler must run, and the dog and handler must move forward at a noticeably accelerated speed. About turns may be either left or right. Orders for halts and turns will be given only when the handler is moving at a normal speed. The orders may be given in any sequence and may be repeated as necessary, but the judge shall standardize the heeling pattern for all dogs in the class.

During the Heel on Leash portion of the heeling the leash may be held in either hand or in both hands. Any tightening or jerking of the leash, or any act, signal, or command, which, in the judge’s opinion, gives the dog assistance, shall be penalized.

The handler shall enter the ring with his dog on a loose leash and stand with his dog sitting in heel position. The judge shall ask if the handler is ready before giving the order “forward.” The handler may give a command or signal to heel and shall walk briskly in a natural manner with his dog on a loose leash. The dog shall walk close to the left side of the handler without swinging wide, lagging, forging, or crowding. Whether heeling or sitting the dog must not interfere with the handler’s freedom of motion at any time. The area from the dog’s neck to the withers shall be in line with the handler’s left hip. The heel position shall be consistently maintained. At each

UNITED DOBERMAN CLUB PERFORMANCE MANUAL

CHAPTER 3 – UDC OBEDIENCE TRIALS

order to halt, the handler will stop, and the dog will sit straight and promptly in the heel position without command or signal and shall not move until the handler gives another command. It is permissible, after each halt, before moving again, for the handler to give a command or signal to heel. The judge shall say, “exercise finished” after this portion of the exercise.

For the Figure 8 the handler will stand, and the dog will sit in heel position facing the judge, midway between two stewards standing 8 feet apart and facing one another. Upon orders from the judge, the handler shall walk briskly twice around and between the two stewards. The handler may choose to go in around either steward first. The judge must order one halt during, and another at the end of the exercise.

D. Heel on Leash and Figure 8 Scoring

If the handler constantly controls the dog by tugging on the leash or adapts his pace to that of the dog, the dog must be scored zero.

Substantial deductions shall be made for additional commands or signals to heel or for failure of the dog or handler to noticeably accelerate for the fast and noticeably decelerate for the slow.

Substantial or minor deductions shall be made for lagging, heeling wide, forging, crowding, poor sits, failure to sit, handler failing to walk at a brisk pace, occasional guidance with leash, and other imperfections in heeling.

In scoring this exercise, the judge shall accompany the handler at a discrete distance so that he can observe any signals or command given by the handler to the dog.

E. Stand for Examination Performance

The principal features of this exercise are that the dog stands in position before and during the examination, and that the dog display neither shyness nor resentment. Orders are “stand your dog and leave your dog when ready,” “back to your dog” and “exercise finished.” There will be no further command from the judge to the handler to leave the dog.

On the judge’s order, the handler shall remove the leash and give it to a steward who shall place it in a designated place. The handler will take his dog to the place indicated by the judge, and on the judge’s order the handler will stand and/or pose his dog by his choice of method, taking any reasonable time if they choose to pose the dog as in the show ring. When ready, the handler will stand with the dog in the heel position, give the command and/or signal for the dog to stay and walk about six feet in front of the dog and turn around to face the dog. The judge shall approach the dog from the front and shall touch only the dog’s head, body and hindquarters using the fingers and palm of one hand only. He shall then order “back to your dog,” whereupon the handler shall walk around behind his dog and return to the heel position. The dog must remain standing until after the judge says, “exercise finished.”

F. Stand for Examination Scoring

The scoring of this exercise will not start until the handler has given the command and/ or signal to stay, except for such things as rough treatment of the dog by its handler or active resistance by the dog to its handler’s attempts to make it stand. Either of these shall be penalized substantially.

UNITED DOBERMAN CLUB PERFORMANCE MANUAL

CHAPTER 3 – UDC OBEDIENCE TRIALS

A dog shall receive a zero if it displays shyness or resentment, growls or snaps at any time, sits or lies down before or during the examination, or moves away from the place it was left before or during the examination. Minor or substantial deductions, depending upon the circumstance, shall be made for a dog that moves its feet at any time or sits or moves away after the examination has been completed.

G. Heel Free Performance and Scoring

This exercise shall be executed in the same manner as the Heel on Leash and Figure 8 except that the dog shall be off leash and that there shall be no Figure 8. Orders and scoring shall also be the same as in the Heel on Leash.

H. Recall Performance

The principal features of this exercise are that the dog stay where left until called by its handler, and that the dog respond promptly at a brisk trot or gallop to the handler's command or signal to come. Orders are "Leave your dog," "Call your dog," and "Finish."

The dog and handler will move to the location indicated by the judge and the dog will sit in heel position. On order from the judge, the handler may give the command and/or signal to the dog to stay and the handler will walk forward about thirty-five feet to the other end of the ring where he shall turn and stand facing his dog with his arms and hands hanging naturally at his side. On the judge's order or signal, the handler will give a command or signal for the dog to come. The dog must come directly in at a brisk trot or gallop, and sit straight and centered, at the handler's feet, close enough that the handler can touch its head without moving either foot or having to stretch forward. The dog must not touch the handler. On the judge's order, the handler will give the command or signal to finish, and the dog must go to the heel position and sit. The manner in which the dog finishes will be optional, provided it is prompt and that the dog sits straight at heel.

I. Recall Scoring

The dog must receive a score of zero for the following: not staying without additional command or signal, moving from the place where left before being called or signaled, failing to come in on the first command at a brisk trot or gallop, or not sitting close enough so that the handler could readily touch its head without moving, stretching, or moving either foot.

Substantial deductions shall be made for the dog's standing or lying down instead of waiting in the sit position, failing to come at a brisk trot or gallop, failing to sit in front, failing to finish or sit at heel, or for requiring an extra command or signal to sit or finish.

Minor to substantial deductions shall be made for failure to come directly to the handler, depending upon the specific circumstance in each case.

Minor deductions shall be made for slow or poor sits, for finishes that are not prompt, for touching the handler on coming in or while finishing or for sitting between the handler's feet.

J. Long Sit Performance

The principal feature of this exercise is that the dog remains in the sitting position for one minute. Orders are: "sit your dogs," "leave your dogs" and "back to your dogs."

UNITED DOBERMAN CLUB PERFORMANCE MANUAL

CHAPTER 3 – UDC OBEDIENCE TRIALS

All the competing dogs in the class take this exercise together. If, however, there are more dogs competing than can be spaced 4 feet per dog on one side of a ring, some must be judged in another group. The judge shall divide the class in approximately equal sections and the long sit exercise will be judged after each section.

If both Novice A and Novice B are judged by the same person, and the combined class would not have to be divided into sections, the two classes may be judged in one group.

If a dog has non-qualified in an individual exercise and, in the opinion of the judge the dog demonstrated uncontrolled behavior, the judge must release the dog from performing the long sit exercise.

Dogs will enter the ring on leash and are lined up in catalog order along one side of the ring. Dogs must be spaced with a minimum of 4 feet between each dog and at a minimum of 4 feet from the ring barrier. Handlers will remove the leash and armband and place them behind the dogs in view of the judge.

Upon order from the Judge, the handlers may command or signal their dogs to sit (if they are not already sitting). On subsequent order from the judge to leave the dogs, the handlers shall give the command and/or signal to stay and immediately leave their dogs. The handlers will go to the opposite side of the ring, turn, and stand facing their respective dogs.

A handler whose dog assumes a position in such a manner that it could interfere with an adjacent competing dog shall be required to reposition his dog and shall also be substantially penalized. In extreme cases the judge may instruct the handler to remove their dog from the ring. If a dog leaves the place where it was left during the group exercise, the judge must promptly instruct the handler to remove their dog from the ring.

After one minute from the time he has ordered the handlers to leave their dogs, the judge will give the order to return, whereupon the handlers must promptly go back to their dogs, each walking around and in back of his own dog to the heel position. The dogs must not move from the sitting position until after the judge has said “exercise finished.” The order will not be given until handlers are back in heel position.

During this exercise, the Judge shall stand in such a position that all the dogs are in his line of vision and where he can see all of the handlers in the ring without having to turn around. Scoring of this exercise will not start until the Judge has ordered the handlers to leave their dogs, except for such things as rough treatment of a dog by its handler or resistance by the dog to its handler’s attempts to make it sit. In extreme cases, the dog may be excused.

K. Long Sit Scoring

A score of zero is required for the following: the judge releasing or excusing the dog from the ring, a dog moving at any time during the exercise a substantial distance away from the place where it was left, or going over to any other dog, or staying on the spot where it was left but not remaining in the sit position until the handler has returned to the heel position, or repeatedly barking or whining.

UNITED DOBERMAN CLUB PERFORMANCE MANUAL

CHAPTER 3 – UDC OBEDIENCE TRIALS

A substantial deduction will be made for a dog that moves a minor distance from the place where it was left or barks or whines only once or twice, or that changes its position after the handler has returned to heel position and before the Judge has given the order “exercise finished.”

OPEN

The Open Class shall be for dogs with a D-CD title or a CD, CDX and/or UD title from AKC, CKC or UKC and one qualifying score in UDC Novice. Dogs may be entered in Open and in Novice B (for the purpose of earning the prerequisite qualifying score) at the same trial.

The United Doberman Club will issue a Companion Dog Excellent certificate and will permit the use of the letters D-CDX after the name of each UDC registered dog that has been certified, by two different judges at three different licensed or member obedience trials, regardless of the number of dogs competing.

A handler may exhibit more than one dog but must provide a separate handler, for each dog, during the group exercise.

OPEN EXERCISES

Honor (Long Down, Out of Sight with Food Refusal)	35 points
Heel Free and Figure 8	35 points
Consecutive Recall	30 points
Retrieving a 2 Pound (1 KG) Dumbbell on the Flat	20 points
Retrieving a Personal Dumbbell over a High Jump	30 points
Broad Jump	20 points
Long Sit Out of Sight	30 points
Total Possible Score	200 points

A. Honor (long down, out of sight with food refusal) Performance

This exercise is similar to the D-CD Novice Honor Exercise. The principle feature of this exercise is to demonstrate the honoring dog’s ability to remain in the down position while distracted by the presence of the working dog and when distracted by tossed food. Judge’s orders are: “down your dog”, “leave your dog”, “return to your dog”, and “exercise finished.”

There are two procedures commonly used to select an honoring dog.

- Exhibitors are paired so the first dog works before it honors, while the second dog honors before it works.
- The first dog works while the second dog honors, the second dog works while the third dog honors, and so forth until the last dog works while the first dog honors.

The judge may choose either of these procedures or any other, provided that every exhibitor’s dog has an equal opportunity to complete the requirements of each exercise. If a class has only one dog entered, the honoring dog may be selected from a dog that is not entered in that class.

UNITED DOBERMAN CLUB PERFORMANCE MANUAL

CHAPTER 3 – UDC OBEDIENCE TRIALS

Prior to the start of this class, the judge will designate a location for the Honor exercise. The honoring dog will be placed close enough to the path of the working dog to expose the honoring dog to distractions from the working dog, yet not so close to the path of the working dog that it interferes with the working dog and handler or the judge.

The honoring dog enters the ring before the working dog and the handler removes the leash and hands it to the steward. The honoring dog is heeled, off leash, to the area designated by the judge. The handler should place his armband behind his dog in plain view of the judge. The dog remains in the sit position until the judge instructs the handler to “down” the dog. This order is not given until the working dog is ready to start the Heel Free exercise.

Scoring begins when the judge gives the command to the handler of the honoring dog to “down your dog.” The honoring dog is placed on a down with a hand and/or a voice command. The handler should not touch the dog or pull on the training collar to force the dog into the down position.

On the judge’s subsequent order, the handler will cross the ring and then follow the ring steward to a blind or an area where the view between handler and dog is obstructed and will remain out of sight of his dog until instructed by the judge to return. The club shall provide a blind or an area where the handler can remain out of sight of the honoring dog. The honoring dog is placed where it will not interfere with the working dog or the judging but close enough to be aware of the distraction of the working dog. The honoring dog will remain, as placed, while the working dog completes the “Heel Free and the Figure 8” exercises.

After the working dog has been released from the ring, a steward will approach the honoring dog and kneel approximately 9 feet from the dog, making no eye contact. The steward will then toss an approximately 1 1/2 inch square piece of food to land about 1 foot in front of the honoring dog. After this is done, the judge will instruct the steward to bring the handler of the honoring dog back to the ring and the handler will return to the heel position. The dog is to remain down until the judge gives the command “exercise finished.” The honoring dog is scored for the exercise and excused from the ring. The honoring dog shall be put back on leash before it leaves the ring.

B. Honor (long down out of sight with food refusal) Scoring

This exercise is scored similarly to the Novice Honor (Long Down) Exercise. Scoring begins when the judge directs the handler to place the dog on a down. The dog should lie quietly and not sit, cry, whine, or bark. While it may show an interest in the working dog, its handler or the judge, it should remain in the down position.

If the dog sits, crawls, or moves more than one meter, or stands or eats the food, a non-qualifying score is given. Constant barking or whining is cause for a non-qualifying score. In severe cases the judge may ask the handler to “return to his dog” and/or may excuse the team from the ring. Rough treatment or pulling on the dog’s collar requires a non-qualifying score. A judge may dismiss any handler for abuse or extreme cases of rough handling.

A substantial deduction shall be given for sitting, crawling, or moving less than a meter, for sniffing the food or for repeated barking or whining. A dog that sits up or whines, as the handler

UNITED DOBERMAN CLUB PERFORMANCE MANUAL

CHAPTER 3 – UDC OBEDIENCE TRIALS

returns, is given a substantial deduction. Forcing the dog into a down position is a substantial deduction. A repeated command is a substantial deduction.

A slow response to the down command is a minor to substantial deduction. A minor deduction shall be given for a dog that barks or whines once or twice or if the dog sits, whines, or moves after the handler is in heel position. If the dog remains in place but rises after the handler returns to the heel position and before the judge's command "exercise finished," it is a minor deduction.

If the dog adjusts position to avoid the thrown food, no points will be deducted.

A steward may assist the judge, as needed, in watching the honoring dog.

C. Heel Free and Figure 8 Performance and Scoring

This exercise shall be executed in the same manner as the Novice Heel on Leash and Figure 8 Exercises except that the dog is off leash. Orders and scoring are the same as in the Novice Heel on Leash and Figure 8.

D. Consecutive Recall Performance

The principal features of this exercise, in addition to those listed under the Novice Recall, are the dog's prompt response to the handler's command or signal to drop and the dog's remaining in the down position until again called or signaled to come, and the dog's ability to differentiate between two consecutive recalls - one with a drop and one without a drop - without anticipating the commands.

The order of recalls shall be at the Judge's discretion but shall be consistent for all dogs in the class. Orders are "leave your dog," "call your dog," a signal to "drop the dog", and another "call your dog," and "finish."

The dog and handler will move to the location indicated by the judge and the dog will sit in heel position. On order from the Judge, the handler may give the command and/or signal to the dog to stay and the handler will walk forward about thirty-five feet to the other end of the ring where he shall turn and stand facing his dog with his arms and hands hanging naturally at his side. On order from the judge, the handler will call the dog by hand signal or voice command. For the recall with the drop, the handler is to drop or down the dog when ordered by the judge, using either a hand signal or a voice command. The dog must immediately drop to the down position, where he will remain until, on the judge's order or signal, the handler gives the command or signal to come. The dog must come directly in at a brisk trot or gallop and sit, straight and centered, immediately at the handler's feet, close enough that the handler can touch its head without moving either foot or having to stretch forward. The dog must not touch the handler. On the judge's order, the handler will give the command or signal to finish and the dog must go, smartly, to the heel position and sit. The manner in which the dog finishes will be optional, provided it is prompt and that the dog sits straight at heel.

The recall without the drop is performed, identically, to the novice recall exercise (there is no drop on the recall).

E. Consecutive Recall Scoring

UNITED DOBERMAN CLUB PERFORMANCE MANUAL

CHAPTER 3 – UDC OBEDIENCE TRIALS

The scoring begins when the judge says, “Leave your dog.”

A score of zero will be given if: the dog anticipates the recall, anticipates the drop, drops when not commanded to, or does not drop, does not come in close enough on the front sit position for the handler to touch the dog easily or if the hand signal and voice command are both used for the recall or the drop.

A substantial deduction is given for slow response on either recall. All other penalties listed under the novice recall shall apply.

F. Retrieving a 2 Pound (1 KG) Dumbbell on the Flat Performance

The principal feature of this exercise is that the dog retrieves promptly. Orders are “throw it,” “send your dog,” “take it” and “finish.” The handler shall stand with his dog sitting in heel position in a place designated by the judge. On the judge’s order “throw it”, the handler must throw the dumbbell a distance of at least 20 feet. On order to send his dog, the handler shall give the command to retrieve. The retrieve shall be executed, briskly, going and coming. The dog must return directly to the handler without playing with or mouthing the dumbbell. The dog must sit straight, centered immediately in front of the handler’s feet, close enough that the handler can readily take the dumbbell without moving either foot or having to stretch forward. The dog must not touch the handler nor sit between his feet. On order from the judge to “take it,” the handler shall give the command and take the dumbbell. The finish shall be executed as in the novice Recall.

The dumbbell shall be made of one or more solid pieces of hardwood. It may be unfinished or coated with a clear finish or painted white. The judge has the option to inspect the dumbbell and ensure it meets the rules. The handler or the judge may request a re-throw of the dumbbell in case of a bad throw.

G. Retrieve a 2 Pound (1 KG) Dumbbell on the Flat Scoring

The scoring begins when the judge says, “throw it.”

If the dog moves from position before the handler gives the retrieve command, does not retrieve, does not retrieve on the first command, or does not return close enough for the handler to reach the dumbbell without moving his feet, it is scored zero.

Substantial deductions are given for: double commands to release dumbbell and/or finish, not sitting in front of the handler, or not finishing.

Minor or substantial deductions will be made for a dog’s slowness in going out, returning or picking up the dumbbell, not going directly to the dumbbell, mouthing or playing with the dumbbell and reluctance or refusal to release the dumbbell to the handler. Depending on the extent, minor or substantial deductions will be made for dropping the dumbbell.

All other applicable penalties listed under the Novice Recall will apply.

H. Retrieve of a Personal Dumbbell over a High Jump Performance

UNITED DOBERMAN CLUB PERFORMANCE MANUAL

CHAPTER 3 – UDC OBEDIENCE TRIALS

Jump height will be a dog's shoulder height (rounded to the nearest multiple of 2 inches). A handler may choose to jump their dog at a higher jump height (up to 34") but not at a lower height.

The High Jump will be 5 feet wide and built to be set at a height of 4 inches and adjustable at 2-inch increments from 8 inches to 36 inches. The uprights of the high jump will be 4 feet high. In addition, four 8-inch boards, one 4-inch board and one 2-inch board should be available for use. The jump will be painted in flat white. The height of each board will be indicated in black 2-inch numbers.

The principal features of this exercise are that the dog jumps the hurdle, picks up the dumbbell and promptly returns with it over the hurdle.

Orders are "throw it," "send your dog," "take it" and "finish."

The handler and dog begin at least eight (8) feet from the hurdle, with the dog sitting in heel position. The handler must remain in the same position or spot throughout the exercise. The dumbbell must be thrown at least eight feet beyond the hurdle. On the judge's order, the handler throws the dumbbell over the jump. On the judge's subsequent order, the handler sends his dog with a verbal command. When the dog is in midair, the handler may issue a command to retrieve the dumbbell. The dog must clear the jump, immediately pick up the dumbbell, return over the jump and sit directly in front of the handler. At orders from the judge, the handler will issue a command and the dog shall immediately release the dumbbell. The judge will then give the order for the handler to finish his dog.

I. Retrieve of a Personal Dumbbell over a High Jump Scoring

The scoring begins when the judge says, "throw it."

If the dog moves from position before the handler gives the retrieve command, does not jump the hurdle both ways, does not retrieve, does not retrieve on the first command or does not return close enough for the handler to reach it without moving his feet, it is scored zero.

Substantial deductions are given for double commands to release dumbbell and/or finish, climbing or using the jump for assistance, not sitting in front of the handler or not finishing.

All other applicable penalties listed under the Novice Recall will apply.

Minor or substantial deductions will be made for a dog's slowness in going out, returning or picking up the dumbbell, not going directly to the dumbbell, mouthing or playing with the dumbbell, dropping the dumbbell, and reluctance or refusal to release the dumbbell to the handler.

Minor deductions will be made for a dog touching the hurdle while jumping or displaying any hesitation or reluctance to jump.

All other appropriate penalties for the retrieve on the flat shall apply.

J. Broad Jump Performance

The broad jump shall consist of four hurdles, built to telescope for convenience, made of boards about eight inches wide, the largest measuring five feet in length and six inches high at the

UNITED DOBERMAN CLUB PERFORMANCE MANUAL

CHAPTER 3 – UDC OBEDIENCE TRIALS

highest point, all painted a flat white. When set up, they shall be arranged in order of size and shall be evenly spaced so as to cover a distance of 2 times the high jump height.

The principal features of this exercise are that the dog sits and stays, where left, until directed to jump, that the dog clears the jump on a single command or signal and that the dog returns to its handler after it has jumped.

Orders are “Leave your dog”, “Send your dog,” and “Finish.”

The handler will stand with his dog in heel position in front of and at least eight (8) feet from the jump. On order from the Judge to “Leave your dog”, the handler will give his dog the command and/or signal to “stay” and go to a position facing the right side of the jump, approximately two feet from the jump.

At the judge’s direction, the handler shall give the command to jump, and the dog shall clear the entire distance of the jump without touching it and, without further command or signal, immediately return to a sitting position in front of the handler. The handler shall change his position by pivoting in place 90 degrees to the right while his dog is in midair. At the judge’s command, the handler will finish his dog.

K. Broad Jump Scoring

If the dog moves before it is directed to jump, does not jump on the first command, does not clear the entire distance of the jump with his front legs, or walks between or on the boards it is given a zero.

Substantial deductions will be made for hitting the jump with the back legs, not sitting in front, not finishing, standing or lying down when left in the sit stay, or not returning directly to the handler.

Depending on the circumstances, minor or substantial deductions will be made for a dog that does not return directly to the handler, displays any hesitation in jumping or that touches the jump.

All applicable deductions listed under the novice recall shall apply.

L. Long Sit out of Sight Performance and Scoring

This exercise is performed in the same manner as the Long Sit in Novice except that, after leaving their dogs, the handlers must cross to the opposite side of the ring then leave the ring in single file, as directed by the judge, and go to a place designated by the judge, completely out of sight of their dogs.

They remain there for three minutes from the time they are ordered to leave their dogs. On order from the Judge, the handlers must return to the ring in the reverse order, lining up facing their dogs at the opposite side of the ring and return to their dogs on order from the Judge.

If a dog leaves the place where it was left during the group exercise, the judge has the option of either asking that the handler be recalled to remove the dog or promptly instructing a steward to remove the dog, depending on the nature of the occurrence. The judge’s decision shall be guided by consideration for the safety of all involved.

Orders and scoring are the same as in the Novice Group Sit exercise.

UNITED DOBERMAN CLUB PERFORMANCE MANUAL

CHAPTER 3 – UDC OBEDIENCE TRIALS

UTILITY

The Utility Class shall be for those dogs that have earned the D-CDX or D-UD title or with a CDX or UD title from AKC, UKC or CKC and one qualifying score each in UDC Novice and UDC Open. Dogs may be entered in Utility and in Novice B and/or Open (for the purpose of earning the prerequisite qualifying score) at the same trial.

The United Doberman Club will issue a Utility Dog Certificate and will permit the use of the letters D-UD after the name of each UDC registered dog that has been certified by two different judges at three different licensed or member obedience trials, regardless of the number of dogs competing.

UTILITY EXERCISES AND SCORES

Signal Exercise and Heeling	40 points
Scent Discrimination	40 points
Directed Retrieve	30 points
Walking Sit with Distraction	10 points
Running Stand with Recall	40 points
Directed Jumping	40 points
Total Possible Score	200 points

A. Signal Exercise and Heeling Performance

The principal features of this exercise are the ability of dog and handler to work as a team while heeling and the dog's correct response to the signals to stand, stay, down, sit and come.

Orders from the judge are "Forward," "Left turn," "Right turn," "About turn," "Halt," "Slow," "Normal" "Fast" (given in any order and may be repeated) and "Stand your dog." This order will only be given when the dog and handler are walking at a normal pace and will be followed by the order to "Leave your dog." The judge must use signals for directing the handler to signal the dog to down, sit, come (in that sequence) and to finish. The judge shall standardize the heeling pattern for all competitors.

Heeling will be done as in the Heel Free, except that handlers may use signals only and must not speak to their dogs at any time during this exercise. On order from the judge, and while the dog is walking at heel, the handler shall signal his dog to stand in the heel position near the end of the ring. On subsequent order "leave your dog" the handler shall signal his dog to stay, go to the other end of the ring, and turn to face his dog. On separate and specific signals from the judge, the handler shall give his signals to drop, to sit, and to come and to finish.

B. Signal Exercise and Heeling Scoring

A zero will be scored if a dog fails to respond to the handler's first signal to stand, stay, sit or come, or if it receives a command or audible signal from the handler to do any of these parts.

A substantial deduction shall be made for any audible command during the

UNITED DOBERMAN CLUB PERFORMANCE MANUAL

CHAPTER 3 – UDC OBEDIENCE TRIALS

Finish portions of this exercise.

Minor or substantial deductions, depending on the specific circumstances in each case, shall be made for a dog that walks forward on the stand, drop, or sit portion of these exercises.

All the penalties listed under the Heel on Leash and Figure Eight and the Novice Recall shall apply.

C. Scent Discrimination Performance

The principal features of these exercises are the selection of the handler's article from among the other articles by scent alone, and the prompt delivery of the correct article to the handler.

The judge will ask, "What method will you be using to send your dog?" The handler must respond with either "After a sit" or "Send directly." The Judge will then ask, "Are you ready?" immediately prior to taking the article from the handler. The taking of the article from the handler will be considered the first order and scoring of the exercise will begin at that time. The remaining orders are "Send your dog," "Take it" and "Finish."

In each exercise, the dog must select and retrieve each article which has been handled by his handler by scent alone. The articles shall be provided by the handler and shall consist of two sets, each comprised of five identical articles not more than six inches in length, which may be items of everyday use. One set shall be made entirely of rigid metal, and one of leather of such design that nothing but leather is visible except for the minimum amount of thread or metal necessary to hold the object together. The articles in the set must be clearly numbered, each with a different number, and must be approved by the judge.

The handler shall present all ten articles to the judge, who shall designate one from each set. These two handler's articles shall be placed on a table or chair within the ring until picked up by the handler, who shall hold in his hand only one article at a time. The judge or steward will handle each of the eight remaining articles as he places them on the ground, at random, visible to the handler, about six inches apart and about twenty feet away from dog and handler. After watching the Judge or Steward place the articles, the handler and dog shall turn around and shall remain facing away from the articles until the Judge has taken the handler's scented article and has given the order "Send your dog."

The handler may choose either article first and must release each article immediately when ordered by the judge. The judge shall make certain that the handler imparts his scent to each article only with his hands. On order from the judge, the handler will immediately place the article on the judge's worksheet or book. The judge, without touching the article with his hands, will place it among those on the ground.

On order from the Judge to "Send your dog" the handler may give the command to his dog to heel and will turn in place, right or left, to face the articles. The handler will come to a halt with the dog sitting in the heel position. The handler shall then give the command or signal to retrieve. Handlers may, on order from the judge to "Send your dog," do a right about-turn, simultaneously giving the command or signal to retrieve. In this case, the dog should not assume a sitting position but must go directly to the articles.

UNITED DOBERMAN CLUB PERFORMANCE MANUAL

CHAPTER 3 – UDC OBEDIENCE TRIALS

The handler may give his scent to the dog by gently touching the dog's nose with the palm of one open hand, but this may be done only while the dog and handler have their backs to the articles and the arm and hand must be returned to a natural position before handler and dog turn to face the articles.

The dog shall go at a brisk trot or gallop directly to the articles. It may take any reasonable amount of time to select the right article but must work continuously. After picking up the right article, the dog shall return at a brisk trot or gallop and complete the exercise as in the Retrieve on the Flat. These procedures shall be followed for both article exercises.

Should a dog retrieve a wrong article on the first exercise, that article shall be placed on a chair or table. The correct article must be removed, and the second exercise shall be conducted with one less article on the ground.

D. Scent Discrimination Scoring

A dog that fails to go out to the group of articles on the first command, that anticipates the retrieve command, that retrieves the wrong article, or fails to bring the right article to the handler, will be scored zero.

Substantial deductions shall be made for a dog that picks up the wrong article, immediately drops it, and picks up the correct article; for any roughness by the handler in imparting his scent to the dog; and for the handler not turning in place.

Minor or substantial deductions are made depending on the circumstance, in each case, for a dog that is slow or inattentive, that does not go directly to the article, or that does not work continuously, and for any excessive motions by the handler in turning to face the articles.

All applicable deductions in the Novice Recall and Retrieve on the Flat shall apply.

E. Directed Retrieve Performance

The principal features of this exercise are that the dog stay until directed to retrieve, that it goes directly to the designated glove and retrieve it promptly.

The orders for this exercise are: "One, Two or Three," "Take it" and "Finish."

In this exercise the handler will provide three predominantly white gloves that must be open and must be approved by the Judge. The handler will stand with his back to the area where the gloves are being placed by the steward midway and in line with the two jumps, with the dog sitting in the heel position. The judge or a steward will drop the gloves at the end of the ring three feet inside each corner and in the center, approximately three feet from the end of the ring.

The gloves shall be designated One, Two or Three, starting from left to right with the handler facing the gloves. After the judge has designated a glove, the handler may then give the command to heel, will turn in place, right or left and face the designated glove. The handler will halt with the dog sitting in the heel position. The handler shall not touch the dog to position or reposition it. The handler will then give his dog the direction to the designated glove with a single motion of his left hand and arm along the right side of the dog and will give a verbal command to retrieve either simultaneously, or immediately following the signal. The dog will then go directly to the

UNITED DOBERMAN CLUB PERFORMANCE MANUAL

CHAPTER 3 – UDC OBEDIENCE TRIALS

glove at a brisk trot or gallop and retrieve it without unnecessary mouthing, completing the exercises as in the retrieve on the flat.

The handler may bend his body and knees to the extent necessary to give direction to the dog, but then

must stand upright in a normal position with arms at their sides. The judge will designate the same glove number for each handler in a trial but may change glove numbers between trials.

F. Directed Retrieve Scoring

Additional commands or signals by the handler after turning, attempts to reposition the dog to face the designated glove, a dog that does not go directly to the designated glove, or not retrieving the correct glove will result in a score of zero.

A substantial deduction, depending on the extent of the infraction, shall be made for a handler who does not face the designated glove, does not turn in place, touches the dog or uses excessive motion while turning to face the glove.

All applicable penalties listed under the Novice Recall and the Retrieve on the Flat shall apply.

G. Walking Sit with Distraction Performance

The principal features of this exercise are that while heeling, the dog sit and stay on command by the moving handler and the dog remain sitting while the judge drops a distraction.

Orders for this exercise are “Forward,” “Sit your dog,” and “Return to your dog.”

The handler stands with his dog sitting in the heel position at a point indicated by the judge. Judging starts when the judge asks, “are you ready?” On order from the judge, the handler commands or signals his dog to heel and walks forward. After approximately 10 paces, and on order from the judge, the handler will, without pausing, command the dog to sit, continue forward 10 to 12 paces and then turn and face the dog. The dog must sit and stay in position. The judge, standing to the side approximately 10 feet away and between the handler and dog, will then drop an item such as a purse or wallet. The dog must remain sitting. On order from the judge the handler must promptly go back to their dog, walking around and in back of his dog to heel position.

H. Walking Sit with Distraction Scoring

A dog that: fails to sit on the first command, displays fear or resentment in response to the distraction, moves from the place where it was left, or stands or lies down before the handler returns will receive a score of zero.

Minor to substantial deductions, depending on the circumstance, must be made for a dog that moves forward after the sit command is given and for the handler changing his manner of walking, or hesitating or pausing, while giving the command to sit.

All applicable penalties for the Novice Heel Free and Long Sit (Sit/Stay) shall apply.

I. Running Stand with Recall Performance

UNITED DOBERMAN CLUB PERFORMANCE MANUAL

CHAPTER 3 – UDC OBEDIENCE TRIALS

The principal features of this exercise are the dog's correct response to the moving handler's, command or signal to stand and stay while heeling and the dog's prompt return to the handler when called.

Orders are "Forward," "Call your dog" and "Finish."

The handler stands with his dog sitting in heel position at a point indicated by the judge. Judging starts when the judge asks, "are you ready?" On order from the judge, the handler commands or signals his dog to heel and immediately begins running.

After 10 running paces, the handler will command and/or signal his dog to stand while continuing to run another 10 paces without pausing or hesitating. On the judge's order, the handler will call his dog. The dog must return to the handler in a direct and brisk manner and sit in front as in the novice recall. On order from the judge, the handler will order the dog to finish, as in the novice recall.

J. Running Stand with Recall Scoring

A dog that moves from the place where it was left, sits or lies down before it is called, constantly whines or barks, fails to heel, stand and stay or fails to return to the handler must be scored zero.

Minor to substantial deductions, depending on the circumstance, must be made for a dog that continues to move a few paces after the command is given, for a dog that moves his feet repeatedly while remaining in place, for a dog failing to return directly and at a brisk pace, for a dog that automatically returns to the heel position, for a handler that changes the manner of walking, or hesitates or pauses while giving the command and/or signal to stand,

All appropriate penalties for the Novice Heel Free and Recall exercises shall apply.

K. Directed Jumping Performance

The principal features of this exercise are that the dog goes away from the handler to the opposite end of the ring, stop, jump as directed, and return as in the Novice Recall.

The orders are "Send your dog," "Bar" "High," and "Finish."

The jumps shall be placed midway in the ring at right angles to the sides of the ring and 18 to 20 feet apart, the bar jump on one side, the high jump on the other. The Judge shall make certain that the jumps are set at the required height for each dog, as described in the Retrieve Over High Jump (Open).

The handler will stand in the approximate center of the ring with the dog sitting in heel position, about 20 feet from the line of the jumps and midway between them. On order from the judge the handler shall command and/or signal his dog to go forward at a brisk trot or gallop to a point about 20 feet beyond the jumps, and in the approximate center. When the dog reaches this point, the handler shall give a command to sit, and the dog must stop and sit facing the handler, but it need not sit squarely. The dog's name may be used prior to the sit command.

The Judge will then order either "High" or "Bar" for the first jump. The handler shall command and/or signal the dog to return to him over the designated jump. The dog shall clear the jumps without touching them. While the dog is in midair, the handler may turn to face the dog as it

UNITED DOBERMAN CLUB PERFORMANCE MANUAL

CHAPTER 3 – UDC OBEDIENCE TRIALS

returns. The dog shall sit in front of the handler and, on order from the judge, finish as in the Novice Recall. The judge will say, “Exercise finished” after the dog has returned to the heel position.

When the dog is again sitting in the heel position, the judge will then ask, “Are you ready?” before giving the order to send the dog for the second part of the exercise. The same procedure shall be followed for the second jump.

It is optional which jump the judge designates to be taken first, but both jumps must be taken. The Judge must not designate the jump until the dog is at the far end of the ring.

The height of the jumps and construction of the high jump will be the same as required in the Open classes. The Bar Jump shall consist of a bar between 2 and 2 1/2 inches square with the four edges rounded to remove any sharpness. The bar shall be painted a flat black and white in alternate sections of about 3 inches each. The bar should be supported by two unconnected 4-foot upright posts about 5 feet apart. The jump shall be so constructed and positioned that the bar can be knocked off without disturbing the uprights.

L. Directed Jumping Scoring

A dog must receive a score of zero for: leaving the handler prior to the command and/or signal to go out, not leaving the handler, not going out between the jumps, not stopping on command and remaining at least 10 feet beyond the jumps without an additional command, anticipating the handler’s command and/or signal to jump, jumping the wrong jump, , knocking the bar off the uprights, and climbing on or using the top of any jump for as an aid in going over.

Substantial deductions shall be made for a dog that stands up, lies down, or moves from the heel position prior to the command and/or signal to go out, does not stop promptly on command does not stop in the approximate center of the ring, for a dog that turns, stops or sits before the handler’s command to sit, and for a dog that fails to sit or needs an additional command to sit.

Substantial or minor deductions, depending on the extent, shall be made for slowness in going out or for touching the jumps, or for any hesitation or reluctance to jump.

All applicable penalties listed under Novice Recall shall also apply.

BEGINNER NOVICE (OPTIONAL TITLING CLASS)

The Beginner Novice class will be for dogs that are at least 9 months old that have not earned a UDC, AKC, CKC or UKC CDX or higher. The Beginner Novice Class shall be divided into Beginner Novice A and Beginner Novice B. The Beginner Novice A class shall be for dogs that have not earned a UDC, AKC, CKC, or UKC BN, CD or an IGP/IPO/Schutzhund BH, I, II, or III title. The Beginner Novice B class shall be for dogs that have previously earned a BN, CD, IGP/IPO/Schutzhund BH, I, II, or III title.

UDC will issue a Beginner Novice Certificate for each registered dog and will permit the use of the letters D-BN after the name of each dog that has been certified by two different judges at three different approved UDC Obedience Trials, regardless of the number of dogs competing.

UNITED DOBERMAN CLUB PERFORMANCE MANUAL

CHAPTER 3 – UDC OBEDIENCE TRIALS

BEGINNER NOVICE EXERCISES

Heel on Leash	40 points
Figure Eight	40 points
Sit for Exam	40 points
Sit Stay	40 points
Recall	40 points
Total Possible Score	200 points

A. Heel on Leash Performance

The principal feature of this exercise is the ability of the dog and handler to work as a team. The orders for this exercise will be “Forward” and “Exercise Finished.”

Rally signs will be used for this exercise. Signs will be placed to the right of the handler’s path except for those indicating a change in direction, in which case the sign will be directly in front of the team to aid in that change.

Clubs may use signs from any venue. Signs to be used are “Right turn,” “Left turn,” “About turn,” “Slow,” “Normal,” “Fast” and “Halt/Sit.” “Fast” means that the handler must run, and the handler and dog must move forward at a noticeably accelerated speed. Turns will be used only when the handler is moving at a normal speed. Both change of pace signs must be followed by a normal sign. Turn signs may be placed in any sequence and may be repeated. Two of each turn signs must be available for the judge’s use. The “Halt/Sit” sign will be used once at the end of the exercise. The judge should standardize the heeling pattern for all dogs in the class. The leash may be held in either hand or in both hands, but the hands must be held in a natural position. Any tightening or jerking of the leash and use of any extra commands and/or signals will be penalized. The handler will enter the ring with the dog on a loose leash and stand with the dog sitting in the heel position.

The judge will ask if the handler is ready before giving the order, “Forward.” The handler may give a command or signal to heel and will walk briskly and naturally with the dog on a loose leash. The dog should walk close to the handler’s left side without swinging wide, lagging, forging or crowding. The dog must not interfere with the handler’s freedom of motion at any time. A onetime single phrase of praise or encouragement, by the handler to the dog, will be allowed without penalty. (Good, yes, nice, super, great, and atta boy/girl, are some examples of praise that would be allowed.) At the “Halt/Sit” sign, the handler will stop. The dog shall sit straight and promptly, in the heel position, without command or signal. The judge will order, “Exercise finished” at the completion of this exercise.

B. Heel on Leash Scoring

If a handler is constantly controlling the dog by tugging on the leash, constantly talking to the dog or is adapting to the dog’s pace, that dog must receive a zero (non-qualifying (NQ)) score for this exercise.

UNITED DOBERMAN CLUB PERFORMANCE MANUAL

CHAPTER 3 – UDC OBEDIENCE TRIALS

Minor deductions shall be made for lagging, heeling wide, forging, crowding, poor sits, failure to sit at a halt, and other heeling imperfections. Deductions should also be made for a handler who guides the dog with the leash or does not walk at a brisk pace.

A onetime single phrase of praise or encouragement, by the handler to the dog, will be allowed without penalty. Minor deductions will be made for additional commands or signals to heel or for failure of dog, or handler, to speed up, noticeably, for the fast or slow down, noticeably, for the slow. While scoring this exercise, the judge should be near enough to observe any signals or commands, given by the handler to the dog, without interfering with either.

C. Figure Eight Performance

The principal feature of this exercise is the ability of the dog and handler to work as a team. The orders for this exercise are: “Forward,” “Halt,” and “Exercise Finished.”

For the Figure Eight, the handler will stand, and the dog will sit, in heel position facing the judge, midway between the two stewards, who will be standing 8 feet apart. The Figure Eight will be performed on leash; the handler may go around either steward first. After the judge asks, “Are you ready?” and gives the order, “Forward,” the handler and dog will walk, briskly, around and between the two stewards, twice. The judge must order at least one halt during this exercise and another halt at the end. After each halt, it is permissible for the handler to give a command or signal to heel before moving forward again. A onetime single phrase of praise or encouragement, by the handler to the dog, will be allowed, without penalty.

Figure Eight Scoring

Scoring is the same as the Heel on Leash exercise.

E. Sit For Exam Performance

The principal feature of this exercise is that the dog sits in position before and during the examination without displaying resentment. Orders are: “Sit your dog and leave when you are ready,” “Back to your dog” and “Exercise finished.”

This exercise is to be performed with the dog on a 6-foot leash. On the judge’s order, the handler will command the dog to sit. The handler will then stand with the dog, sitting in the heel position, give the command and/or signal to stay, walk straight forward about 6 feet to the end of the leash, turn and face the dog. The judge will approach the dog from the front. Using the fingers and palm of one hand, the judge will touch only the dog’s head. On the order “Back to your dog,” the handler will walk around behind the dog and return to the heel position. The handler may gather the leash at any time while returning to the dog. The dog must remain sitting until the judge has said, “Exercise finished.”

F. Sit For Exam Scoring

The scoring of this exercise will not start until the handler has given the command and/or signal to stay, except that things such as rough treatment by the handler or active resistance by the dog to sit will be penalized substantially even if they occur before the command and/or signal to stay.

UNITED DOBERMAN CLUB PERFORMANCE MANUAL

CHAPTER 3 – UDC OBEDIENCE TRIALS

A dog must receive a zero (non-qualifying (NQ)) score if it stands, lies down or moves away from the place where it was left, either before or during the examination, or growls, snaps or displays resentment.

Minor deductions will be made for any tightening of the leash during the exercise.

Substantial deductions will be made for an extra command to the dog after the handler has given the command and/or signal to stay and left the heel position.

Minor or substantial deductions will be made for a dog that moves its feet at any time or stands or moves away after the examination has been completed. Minor or substantial deductions, even to the point of a nonqualifying (NQ) score, will be made for shyness.

G. Sit Stay – Handler Walk Around the Ring Performance

The principal feature of this exercise is that the dog remains in the sit position. Orders for this exercise are: “Sit your dog,” “Leave your dog,” and “Exercise finished.”

The handler will stand with the dog sitting in heel position. Prior to starting the exercise, the judge will ask if the handler is ready. The leash remains attached to the dog’s collar and will be dropped/placed on the ground between the dog and the handler.

When the judge gives the order “Sit your dog,” the handler will command and/or signal the dog to sit, if they are not already sitting. The judge will order “Leave your dog,” and the handler will give a command and/or signal to stay and immediately proceed to walk around the inside perimeter of the ring in a direction as indicated by the judge. Upon completing a full perimeter walk around the ring, the handler will approach the dog from the front, and proceed to walk around and in back of the dog to the heel position. Once the handler has returned to heel position, the judge will give the order “Exercise finished.”

H. Sit Stay Scoring

Scoring of the exercises will not start until after the judge has ordered the handler to leave their dog, except for such things as rough treatment of a dog by its handler or resistance by a dog to its handler’s attempts to make it sit. These will be penalized substantially; in extreme cases, the dog may be excused.

A zero (non-qualifying score (NQ)) is required for the dog moving a substantial distance away from the place where it was left any time during the exercise, not remaining in the sit position until the handler has returned to heel position, and repeatedly barking or whining.

A substantial deduction will be made for a dog that moves, even a short distance from where it was left, that barks or whines, only once or twice, or that changes position after the handler has returned to the heel position and before the judge has given the order, “Exercise finished.”

Minor or substantial deductions, even to the point of a non-qualifying (NQ) score, will be made for any additional commands to the dog, after the handler has commanded and/or signaled the dog to stay.

I. Recall Performance

UNITED DOBERMAN CLUB PERFORMANCE MANUAL

CHAPTER 3 – UDC OBEDIENCE TRIALS

The principal features of this exercise are that the dog stays where left, until called by the handler, and that the dog responds promptly. Orders are: “Leave your dog,” “Call your dog,” and “Exercise finished.”

The leash is removed for this exercise and kept by the handler. The dog and handler will move to the location indicated by the judge and the dog will sit in heel position and the handler will remove the leash. On order from the judge, the handler may give a command and/or signal to the dog to stay in the sit position. The handler will then walk and turn to face the dog. On the judge’s order or signal, the

handler will command and/or signal the dog to come. The dog must come directly, at a brisk trot or gallop, and sit in front near the handler. A onetime single phrase of praise or encouragement, while the dog is coming to the handler, will be allowed, without penalty. (Good, yes, nice, super, great, attaboy/girl, are some examples of praise that would be allowed.) The dog must be close enough to its handler so that the handler could touch its head without excessive bending, stretching, or moving either foot. (No finish will be required of the dog by the handler.) After the judge orders “Exercised finished,” the leash is reattached to the dog’s collar.

J. Recall Scoring

A dog must receive a zero (non-qualifying (NQ)) score if it is given an additional command and/or signal to stay, if more than two commands and/or signals are required for the dog to come, if it fails to come, if it moves from the place it was left before being called and/or signaled to come, or if it does not come close enough to its handler so that the handler could touch its head without excessive bending, stretching, or moving either foot.

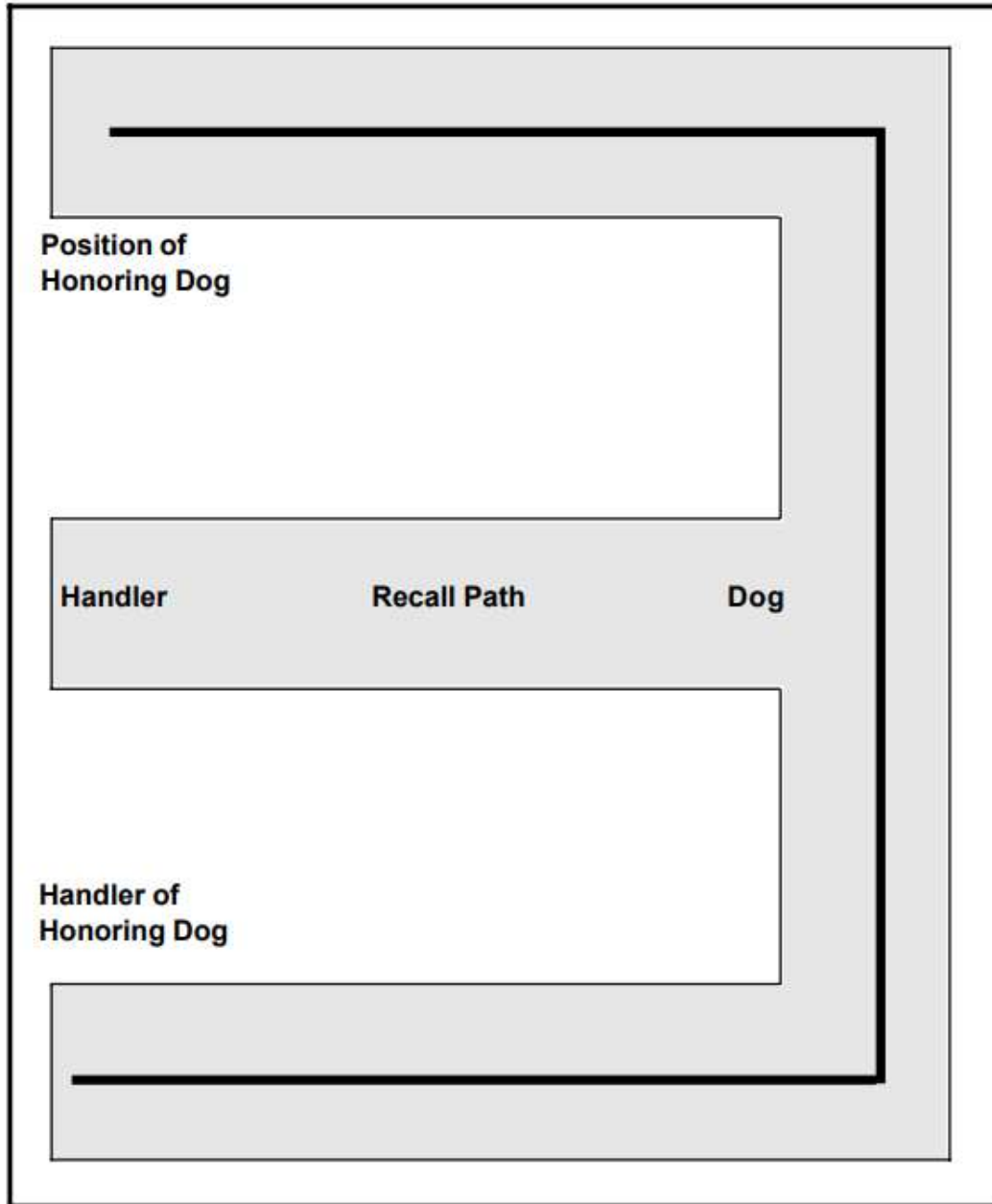
Minor or substantial deductions will be made for a handler’s extra command or signal to come or to sit, or if the dog fails to come at a brisk trot or gallop or fails to sit. Minor deductions will be made for slow or poor sits.


UNITED DOBERMAN CLUB PERFORMANCE MANUAL

CHAPTER 3 – UDC OBEDIENCE TRIALS

NOVICE RING LAYOUT

The Judge has the authority to modify this layout as conditions dictate. Ring is to be outside with a minimum of 40 feet by 50 feet rectangle.



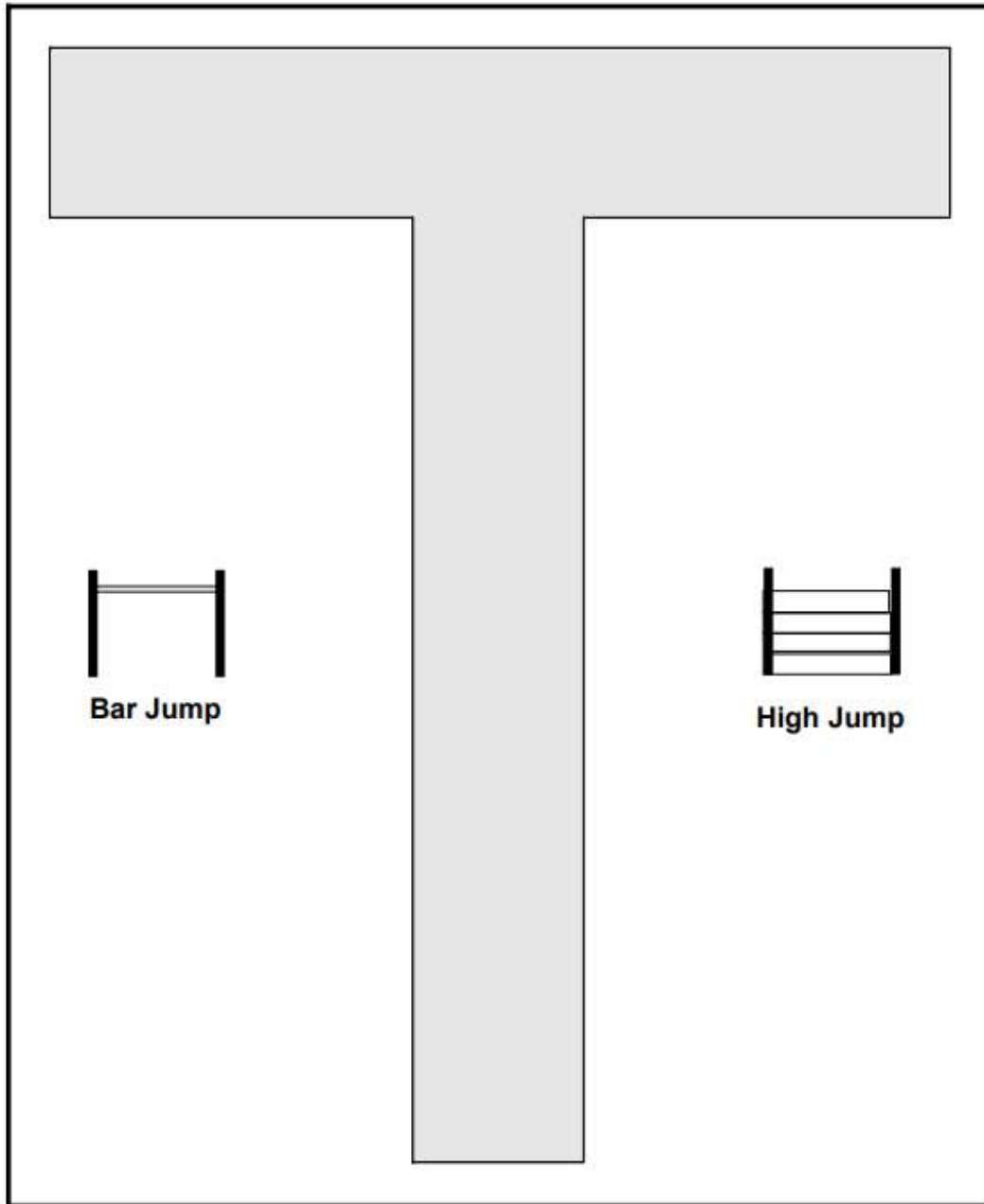
 Path of Working Dog

UNITED DOBERMAN CLUB PERFORMANCE MANUAL

CHAPTER 3 – UDC OBEDIENCE TRIALS

UTILITY RING LAYOUT

The Judge has the authority to modify this layout as conditions dictate. Ring is to be outside with a minimum of 40 feet by 50 feet rectangle.



 Path of Working Dog

UNITED DOBERMAN CLUB PERFORMANCE MANUAL

CHAPTER 4 - OTHER PERFORMANCE ACTIVITIES

The number of activities that Dobermans can participate in and excel at has grown considerably. UDC Members and their dogs are competing in Agility, Scent Work (e.g., Nosework, Barn Hunt), Lure Coursing, Dock Diving, Freestyle, etc. We anticipate this list will continue to grow. The United Doberman Club recognizes the versatile nature of our Dobermans and supports owners participating in these activities with their dogs. The UDC recognizes various performance titles and counts many of these titles towards the requirements of the versatility program. The number and kinds of activities available to our Dobermans changes frequently, as does the sponsoring/sanctioning organizations. What follows is a brief description of some of the available activities. For a more complete description, consult the United Doberman Club website (<http://uniteddobermanclub.com/>).

I. AGILITY

There are a large number of sanctioning organizations for agility, each with their own goals and rules, and new organizations are established periodically. Both the American Kennel Club and the United Kennel Club sanction agility trials and confer agility titles. For other organization, please see the website.

II. SCENT WORK

Dobermans have been participating in tracking (IGP, AKC, CKC, etc.) for a long time. There are now additional scenting activities available. Nosework involves dogs finding a specific odor (e.g., birch, anise) in the environment and communicating the location to the handler. The National Association of Canine Scent Work (NACSW) was the first organization to sanction trials and offer titles in the United States. The United Kennel Club now also sanctions trials and confers titles, as do other organizations. For more information please consult the UDC website. Barn Hunt is a scenting activity where dogs search for and find rats (contained in tubes). Events are sanctioned and titles conferred by the Barn Hunt Association, LLC. The AKC currently recognizes Barn Hunt titles.

III. LURE COURSING

Lure coursing is an activity originally reserved for sight hounds. Dogs chase a “lure” (white plastic, rabbit pelt, etc.) that is pulled around a “course” by a pulley system. Currently both the UKC and the AKC Performance Manual Revised October 2014 Part 4 Page 36 sanction lure-coursing events for non-sight hounds and titles can be earned. Please consult the website for more information.

IV. DOCK DIVING

The United Kennel Club sanctions dock diving activities and titles are offered. Please consult the website for more information.

V. OTHER ACTIVITIES

The kind of activities that people can enjoy with their Dobermans continues to grow. Various organizations offer events and titles in (for example) freestyle (dancing with dogs) and tricks.

UNITED DOBERMAN CLUB PERFORMANCE MANUAL

CHAPTER 5 – VERSATILITY COMPANION TITLES

I. PURPOSE OF THE VERSATILITY TITLES

The purpose of the UDC versatility titles is to encourage participation in a variety of activities for which the Doberman is suited.

Versatility Companion (VC)

The purpose of the VC title is to recognize the trainability and versatility of the Doberman pinscher. A VC certificate will be awarded to acknowledge and appreciate Dobermans who perform work suitable to the breed and participate successfully in a variety of activities with their owners.

Versatility Companion Excellent (VCX)

The purpose of the VCX title is to recognize and promote the “Total Doberman”. A VCX certificate will be awarded to acknowledge and honor the Doberman who approaches excellence. This title requires a dog that meets the breed standard, tends toward genetic soundness, exhibits stable temperament and trainability, and demonstrates working drives appropriate for the breed.

II. VC AND VCX TITLE RULES AND REQUIREMENTS

Versatility Companion (VC)

- Requires 5 points from a minimum of 4 categories.
- Must include at least 1 point from at least one of the following categories:
 - Obedience/Rally
 - Tracking
 - IGP (Schutzhund) / Ring Sport
 - Agility

Versatility Companion Excellent (VCX)

- Requires 10 points from a minimum of 5 categories.
- Must include at least 1 point from each of the following categories:
 - Conformation
 - Temperament
 - Genetic Health
- Must include at least 1 point from at least one of the following categories:
 - Obedience/Rally
 - Tracking

UNITED DOBERMAN CLUB PERFORMANCE MANUAL

CHAPTER 5 – VERSATILITY COMPANION TITLES

- IGP (Schutzhund) / Ring Sport
- Agility

Both VC and VCX

- Each title, certification, and achievement listed in each of the categories is equal to 1 point.
- Each title earned under different rules and awarded by different organizations (see website for specific organizations) will be counted as an additional point.
- Dobermans must be registered with the UNITED DOBERMAN CLUB in order to qualify for VC and VCX titles.
- See website for fees for VC and VCX titles.

Upon submission of the proper fees and documentation, the VC and VCX titles will be recorded by the UDC Registry, and certificates will be awarded. Titles and certificates will be awarded posthumously if all requirements are met and properly documented. To apply for the VC or VCX Title and Certificate, download the Versatility application from the UDC website. For more information, contact the Versatility Title Registrar (name and contact information are on the website).

III. UNITED DOBERMAN CLUB VERSATILITY COMPANION CATEGORIES

Category 1.	Obedience/Rally
Category 2.	Tracking
Category 3.	Conformation
Category 4.	IGP (Schutzhund) And Ring Sport
Category 5.	Agility
Category 6.	Genetic Health
Category 7.	Temperament
Category 8.	Service Dogs
Category 9.	Police Dogs
Category 10.	Other